



Monoblok	Reeks	<b>ELFO Energy Ground Medium<sup>2</sup></b>			Série	Monoblok
	Fabriekscod	<b>WSH-XEE2 100.2</b>			Fabriekscod	
Koelmiddel		R410a				Réfrigérant
Erp (*)	Energie label W35		n/a		Label d'efficacité W35	Erp (*)
	η <sub>s,h</sub> W35	%	181	%	η <sub>s,h</sub> W35	
	SCOP W35		4,71		SCOP W35	
Verwarming (**)	Vermogen B0/W35	kW	265	kW	Puissance B0/W35	Chauffage (**)
	Opgen. elektr. vermogen	kW	64,00	kW	Puissance él. absorbée	
	COP		4,14		COP	
Monoblok	Geluidsdruk (1m)	dB(A)	64	dB(A)	Niv. son. press. (1m)	Monobloc
	Geluidsvermogen	dB	81	dB	Niv. son. puiss.	
	Werkingslim. verwarmen wateruitrede (B0)	°C	24-57	°C	Plage de fonct. chauff. Sortie d'eau	
	Werkingslim. verwarmen brontemp.	°C	-8-20	°C	Plage de fonct. chauff. Temp. Source	
	Hoogte-breedte-lengte	mm	1910-1110-1038	mm	Hauteur/largeur/profond.	
	Gewicht	kg	1119	kg	Poids	
Communicatie		Modbus RTU		Communication		
Elektr. Install.	Voeding	V	400V/3F+N	V	Alimentation	Install. Électr.
	Stroom max.	A	188	A	Amp. max	
	Max startstroom	A	458	A	Courant de démarrage maximal	
Tech.install.	Waterdebiet bron	l/s	10,8	l/s	Débit d'eau source	Install. Techn.
	Glycol broncircuit	%	30	%	Eau glycolée source	
	Waterdebiet user	l/s	14,1	l/s	Débit d'eau user	
	Drukval wisselaar user	kPa	19	kPa	Perte de press. Échangeur user	
	Drukval wisselaar bron	kPa	19,1	kPa	Perte de press. Échangeur source	
	Koelcircuits		1		Circuits réfrigérants	
	Compressor		Scroll		Compresseur	
	Aantal compressors		2		Quantité compresseurs	
	Compressor met dubbele wikkeling		Ja/Oui		Compresseur à double bobinage	
	Softstarter		Nee/Non		Démarrateur progressif compresseurs	
	Aantal capaciteitsstrappen		3		Nombre d'étapes de capacité	
	Type wisselaar		Platen/Plaque		Type échangeur	
Waterinhoud wisselaar	l	44,6	l	Contenu d'eau échangeur		
Min. primaire waterinhoud	l	2450	l	Contenu Min. d'eau prim. heat/cool		
Aansluitingen waterzijdig	"	3	"	Connections d'eau		
Koelmiddel (***)	Koudemiddel		R410a		Réfrigérant	Réfrigérant (***)
	GWP-waarde		2088		GWP-valeur	
	Standaardvulling	kg	32	kg	Charge standard	
	CO <sub>2</sub> eq. Standaardvulling	ton	66,82	ton	CO <sub>2</sub> eq. Charge standard	
	Bijvulling	g/m	-	g/m	Charge supplémentaire	
	CO <sub>2</sub> eq. Bijvulling	ton/m	-	ton/m	CO <sub>2</sub> -eq Charge supplémentaire	
	Bevat gefluoreerde broeikasgassen		Ja/Oui		Contient des gaz à effet de serre fluorés	
	Hermetisch gesloten koelcircuit		Ja/Oui		hermétiquement scellé	

(\*) EU 811/2013 (≤70kW en EU 813/2013 (≤400kW)

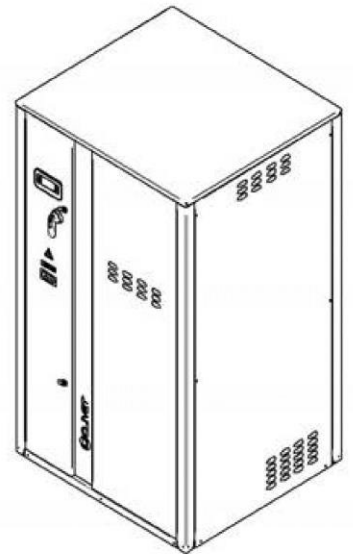
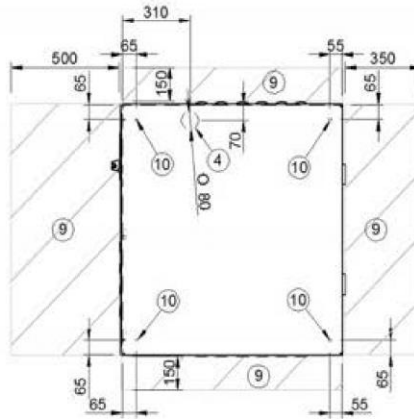
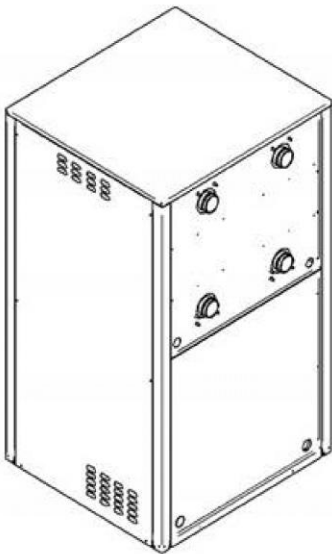
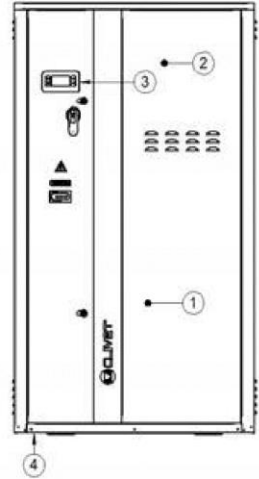
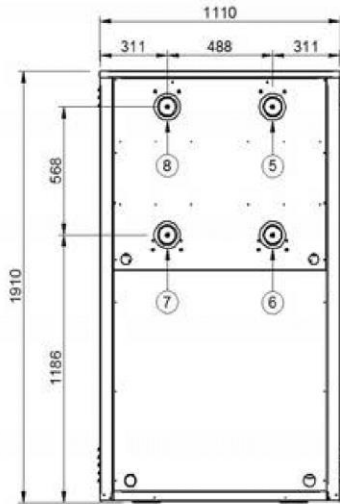
(\*\*) EN 14511:2018

(\*\*\*) Europese verordening nr 517/2014 betreffende gefluoreerde broeikasgassen

(\*) EU 811/2013 (≤70kW et EU 813/2013 (≤400kW)

(\*\*) EN 14511:2018

(\*\*\*) Le décret Européen n° 517/2014 sur le gaz à effet de serre fluorés



- 1) Compressor compartment
- 2) Electrical panel
- 3) Unit control keypad
- 4) Power input
- 5) Source side water return (3" Victaulic)
- 6) Source side water supply (3" Victaulic)
- 7) User side water return (3" Victaulic)
- 8) User side water supply (3" Victaulic)
- 9) Functional spaces
- 10) Vibration damper mounts Ø 12,5

SIZE		100.2	120.2
Length	mm	1110	1110
Height	mm	1910	1910
Depth	mm	1038	1038
Operating weight - OTH4	kg	1085	1205
Shipping weight OTH4	kg	1017	1131
Operating weight - OTL4	kg	1129	1271
Shipping weight OTL4	kg	1050	1182

The presence of optional accessories may result in a substantial variation of the weights shown in the table.



Leaving water temperature control with PID algorithm: it keeps the leaving mean temperature to a set value.

- Auto-adaptive switching on differential: guarantees the compressors minimum operating time in systems with low water content.
- Condensation control based on pressure
- Pre-alarms at automatic reset: in case of alarm it is allowed a certain number of restarts before the definitive lock.
- Compressor operating hour calculation
- Compressor start calculation
- Control and continuous management of the compressor operating conditions to guarantee the unit operating also in extreme conditions
- Water temperature check (when used) to avoid the pipe freezing
- Alarm log
- Autostart after voltage drop
- Local or remote control

### Management of more units in cascade (ECOSHARE)

It allows the management of several units hydraulically connected up to 1 master and 6 slave maximum.

Units must be of the same type: all reversible heat pumps, or all cool only, or all heat only.

Sizes can be different.

The communication among the units is via a BUS serial cable allowing:

- Supply water set-point setting of the slave units
- Setting of logics that increase the system energy efficiency
- Unit operating hours balancing
- Unit management in case of damage (only on slave unit)
- Hydronic assembly switch-off management of units not used