



Monoblok	Reeks	ELFO Energy Large EVO			Série	Monobloc
	Fabriekscode	WiSAN-YEE1 70.4			Fabriekscode	
Koelmiddel		R32				Réfrigérant
ErP (*)	ηs,h W35	%	163	%	ηs,h W35	ErP (*)
	SCOP W35		4,15		SCOP W35	
Verwarming (**)	Vermogen +7°C/35°C	kW	192	kW	Puissance +7°C/35°C	Chauffage (**)
	Opgen. elektr. vermogen	kW	51,80	kW	Puissance él. absorbée	
	COP		3,71		COP	
	Vermogen +7°C/45°C	kW	210		Puissance +7°C/45°C	
	Opgen. elektr. vermogen	kW	67,00	kW	Puissance él. absorbée	
	COP		3,13		COP	
Verwarming Max. vermogen	Vermogen -10°C/35°C	kW	122	kW	Puissance-10°C/35°C	Chauffage Puissance max.
	Vermogen -10°C/45°C	kW	128	kW	Puissance-10°C/45°C	
	Vermogen -14°C/35°C	kW	106	kW	Puissance-15°C/35°C	
	Vermogen -14°C/45°C	kW	113	kW	Puissance-15°C/45°C	
Koeling (**)	Vermogen 7-12 / 35°C	kW	176	kW	Puissance	Refrroid. (**)
	Electr.verm.	kW	74,70	kW	Puiss. absorb.nom	
	EER / ESEER		2,36 / 4,45		EER / ESEER	
Monoblok	Geluidsdruk (1m)	dB(A)	70	dB(A)	Niv. son. press. (1m)	Monobloc
	Geluidsvermogen	dB	88	dB	Niv. son. puiss.	
	Geluidsdruk (1m) Super Silenced (°)	dB(A)	62	dB(A)	Niv. son. press. (1m) Super Silenced (°)	
	Geluidsvermogen Super Silenced (°)	dB	80	dB	Niv. son. puiss. Super Silenced (°)	
	Debiet	l/s	25000	l/s	Débit	
	Werkingslim. verwarmen wateruitrede	°C	25-60	°C	Plage de fonct. chauff. Sortie d'eau	
	Werkingslim. verwarmen buitentemp.	°C	-20-44	°C	Plage de fonct. chauff. Temp. Ext.	
	Werkingslim. koelen wateruitrede	°C	0-20	°C	Plage de fonct. refroid. Sortie d'eau.	
	Werkingslim. koelen buitentemp.	°C	-15-48	°C	Plage de fonct. refroid. Temp. Ext.	
	Hoogte-breedte-lengte	mm	1900-1200-4300	mm	Hauteur/largeur/profond.	
Gewicht	kg	1231	kg	Poids		
Elektr. Install.	Voeding	V	400V/3F+N	V	Alimentation	Install. Électr.
	Max stroom	A	178	A	Courant max	
Controller	Communicatie		Modbus RTU		Communication	Régulateur
	Smart grid functie		Ja/Oui		Fonction Smart grid	
	Uitgebreide aansturing (REMAU)		Ja/Oui		Options de contrôle étendues (REMAU)	
	Cascade management		Ja/Oui		Cascade management	
	Hybride controle		Ja/Oui		Contrôle Hybride	
Tech.install.	Waterdebiet (Koeling 7/12°C)	l/s	8,4	l/s	Débit d'eau (Refrroidissement 7/12°C)	Install. Techn.
	Drukval over wisselaar (Koeling 7/12°C)	kPa	23,7	kPa	Perte de press. échangeur (7/12°C)	
	Aantal koelcircuits		2		Quantité circuits réfrigérants	
	Compressors circuit 1		Scroll inverter		Compresseurs circuit 1	
	Compressors circuit 2		Scroll inverter		Compresseurs circuit 2	
	Aantal compressors		4		Quantité compresseurs	
	Aantal ventilatoren		3		Aantal ventilatoren	
	Type wisselaar		Platen/Plaque		Type échangeur	
	Partial energy recovery (desuperheater)		Optie/Option		Partial energy recovery (désurchauffe)	
	Circulatiepomp(en)		0-10V - Optie/Option		Pompe(s) de circulation	
Min. primaire waterinhoud	l	1450	l	Contenu Min. d'eau primair		
Maximale waterdruk	bar	10	bar	Pression maximum d'eau		
Koelmiddel (***)	Koudemiddel		R32		Réfrigérant	Réfrigérant (***)
	GWP-waarde		675		GWP-valeur	
	Koelmiddelvulling Circuit 1	kg	21	kg	Charge standard Circuit 1	
	Koelmiddelvulling Circuit 2	kg	21	kg	Charge standard Circuit 2	
	CO ₂ eq. Standaardvulling totaal	ton	14,62	ton	CO ₂ eq. Charge standard totale	
	Bijvulling	g/m	-	g/m	Charge supplémentaire	
	CO ₂ eq. Bijvulling	ton/m	-	ton/m	CO ₂ -eq Charge supplémentaire	
Bevat gefluoreerde broeikasgassen		Ja/Oui		Contient des gaz à effet de serre fluorés		
Hermetisch gesloten koelcircuit		Ja/Oui		hermétiquement scellé		

(*) EU 811/2013 (≤70kW en EU 813/2013 (≤400kW)

(**) EN 14511:2018

(***) Europese verordening nr 517/2014 betreffende gefluoreerde broeikasgassen

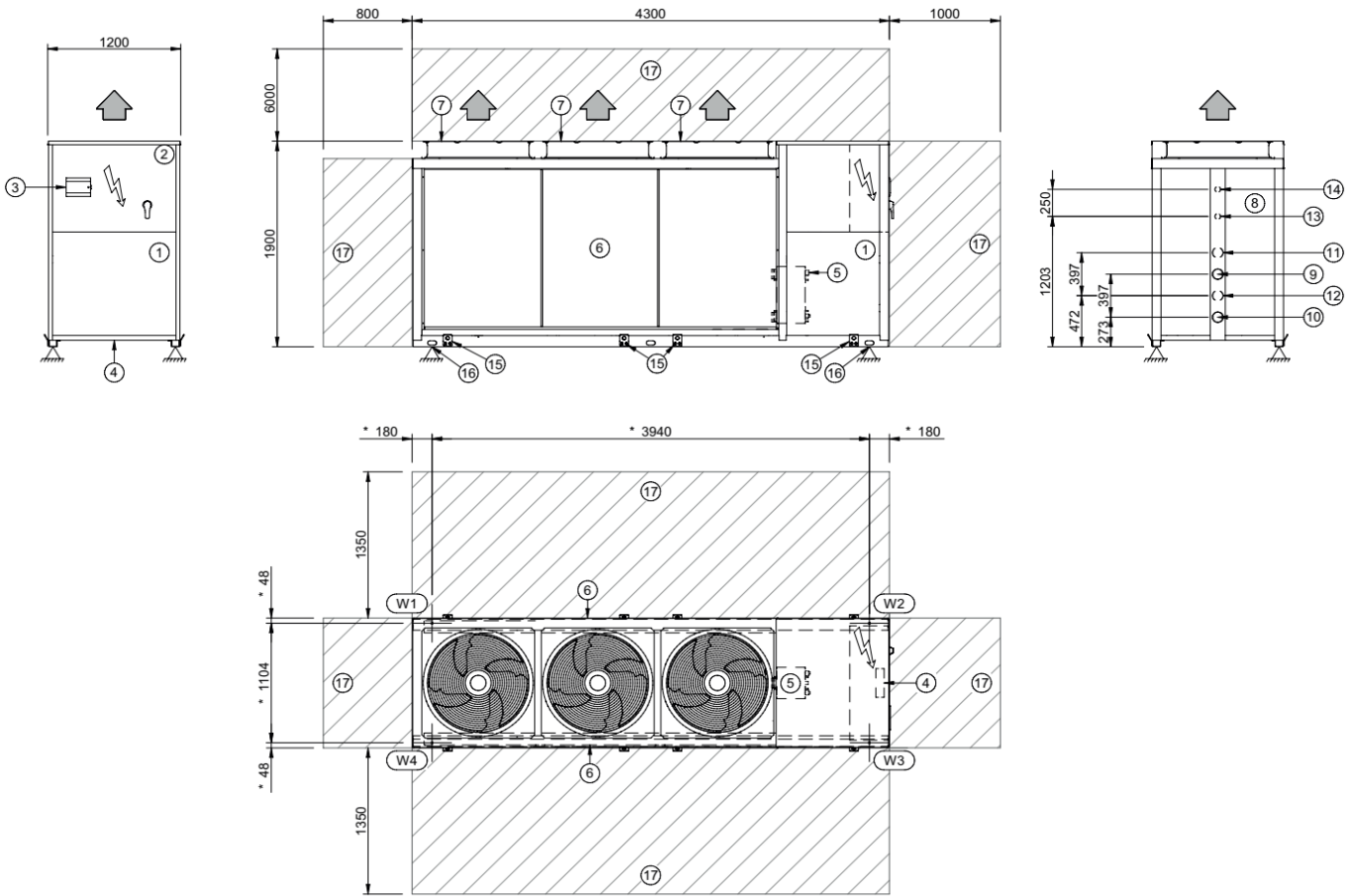
(°) Silenced mode en super silenced mode enkel mogelijk in koeling

(*) EU 811/2013 (≤70kW et EU 813/2013 (≤400kW)

(**) EN 14511:2018

(***) Le décret Européen n° 517/2014 sur le gaz à effet de serre fluorés

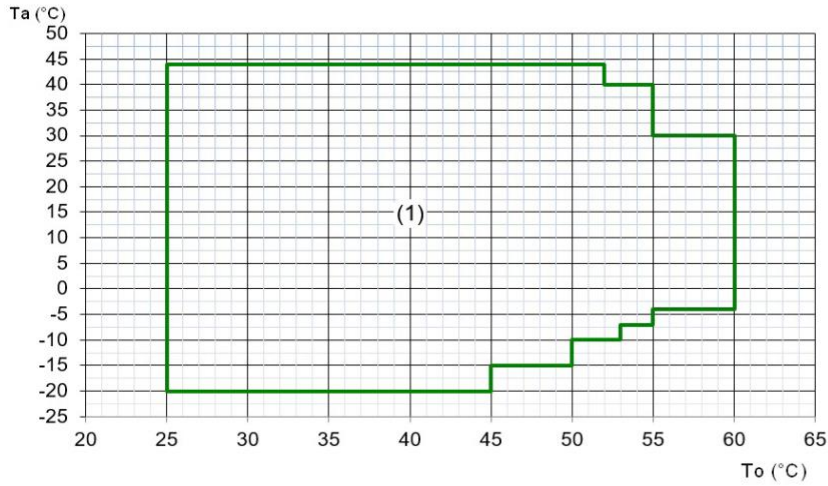
(°) Silenced mode et super silenced mode seulement active en refroidissement



1. Compressor compartment
 2. Electrical panel
 3. Human Machine Interface
 4. Power input
 5. Internal exchanger
 6. External exchanger
 7. Fan
 8. Rear compartment
 9. Victaulic 2" 1/2 water inlet connection
 10. Victaulic 2" 1/2 water outlet connection
 11. Victaulic 2" 1/2 DHW water inlet connection
 12. Victaulic 2" 1/2 DHW water outlet connection
 13. Victaulic 1" 1/4 gas partial inlet recovery water connection
 14. Victaulic 1" 1/4 gas partial outlet recovery water connection
 15. Lifting bracket (removed)
 16. Support points
 17. Functional clearances
- * Position of antivibration mounts

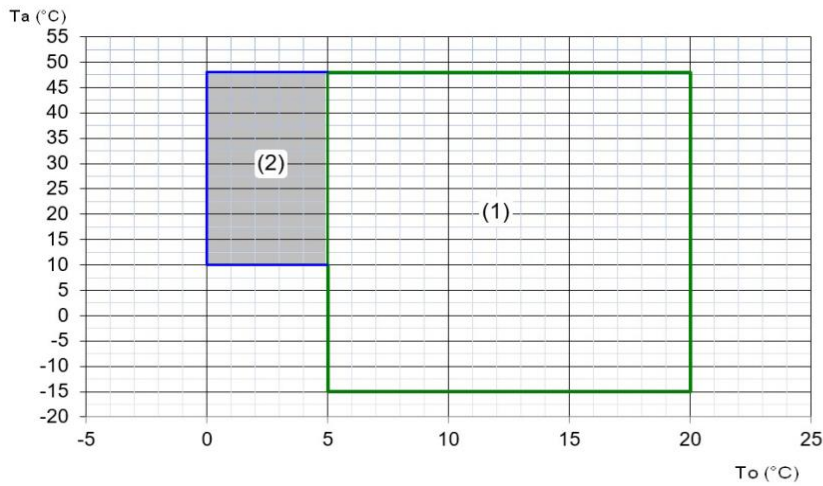
Length	mm	4300
Depth	mm	1200
Height	mm	1900
W1 Support point	kg	210
W2 Support point	kg	415
W3 Support point	kg	415
W4 Support point	kg	210
Operation weight	kg	1250
Shipping weight	kg	1231

Operating range - Heating



1. Standard unit operating range

Operating range - Cooling



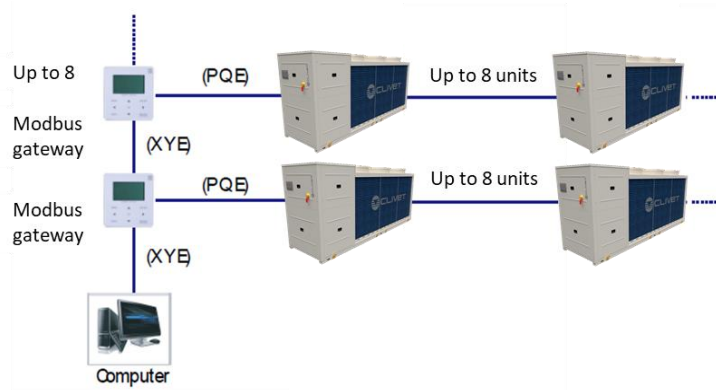
1. Standard unit operating range
2. Operating range where the use of glycol is mandatory in relation to the temperature of the outlet water from the user side exchanger



Button	Name	Function
	UNLOCK	Locks/unlocks the buttons
	UP DOWN	Changes the current setpoint
	MENU	Opens the various menus from the HOME screen
	UP DOWN LEFT RIGHT	Moves the cursor, changes the selection, changes the set value.
	ENTER	Confirms an operation.
	ON OFF	Switches on/off.
	BACK	Returns to the previous level/page.


Icon	Meaning
	Cooling
	Heating
	Domestic hot water
	Controller off
	Weekly timer active
	Compressor usage value Compressor in operation
	Fan usage value Fan in operation
	Pump in operation
	Backup electric heater in operation
	Manual antifreeze or defrosting in operation
	Remote control: the unit is set from the keypad to be controlled by a remote terminal or by a remote selector switch.
	SILENT MODE
	Button lock
	Timer active
	Alarm: indicator on when there is a fault or a protection is tripped.

Modularity



Duty Cycling

Duty cycling **equalizes** the running time of the outdoor units in a multiple-unit system, significantly extending compressor lifespan.



Back-up

In a multi-unit system, if one module fails, the other modules provide backup so that the system can continue operating.

